



ಬೃಹತ್ ಬೆಂಗಳೂರು ಮಹಾನಗರ ಪಾಲಿಕೆ  
Bruhat Bengaluru Mahanagara Palike



# BBMP COVID-19 WAR ROOM 08.12.2021



# ABSTRACT OF COVID-19 CASES IN BENGALURU


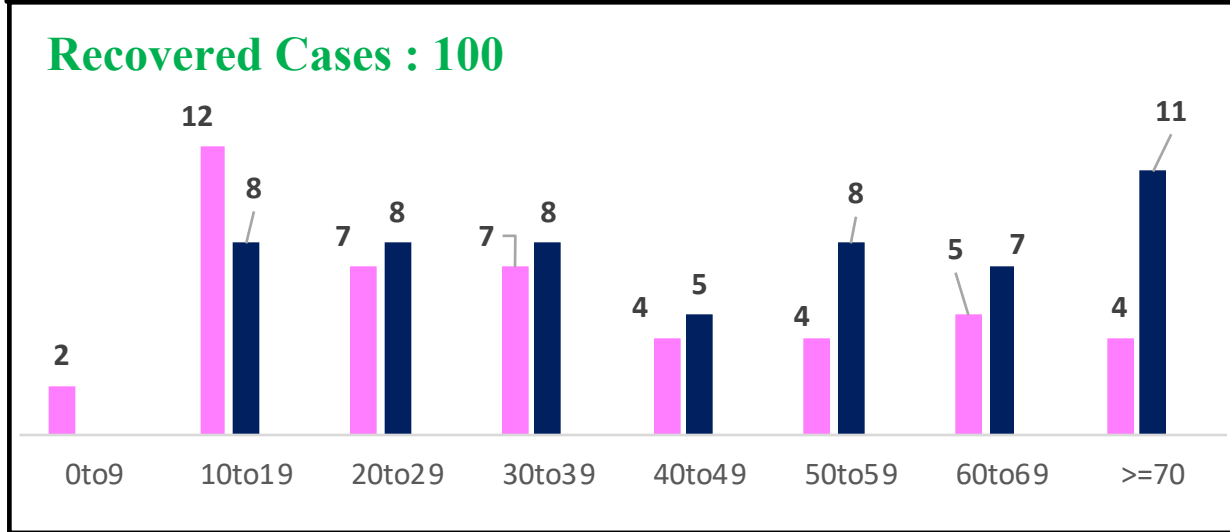
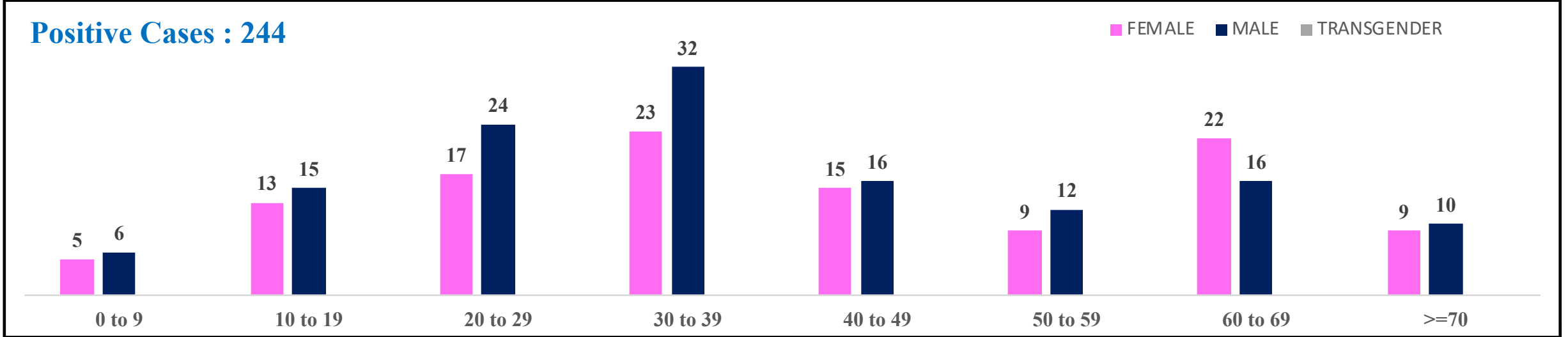


	MALE	FEMALE	TRANSGENDER	MALE	FEMALE	TRANSGENDER	TOTAL	
	Last 24 Hours	Last 24 Hours	Last 24 Hours	Cumulative	Cumulative	Cumulative	Last 24 Hours	Cumulative
<b>Positive Cases</b>	131	113	0	7,51,138	5,06,826	155	<b>244</b>	<b>12,58,119</b>
<b>Recovered Cases</b>	55	45	0	7,38,410	4,97,770	149	<b>100</b>	<b>12,36,329</b>
<b>Death Cases</b>	1	2	0	10,347	6,004	4	<b>3*</b>	<b>16,355</b>
<b>Total Tests Done</b>	<b>In Last 24 hrs : 47,883</b>					<b>Cumulative : 2,29,39,495</b>		
<b>ACTIVE CASES</b>					<b>5,435</b>			

\*Covid deaths occurred today : 00 | Covid deaths occurred beyond last 24 hrs., reported today : 03



# LAST 24 HOURS AGE GROUP AND GENDER WISE DISTRIBUTION





# SNAPSHOT OF BENGALURU COVID-19 CASES IN LAST 8 WEEKS

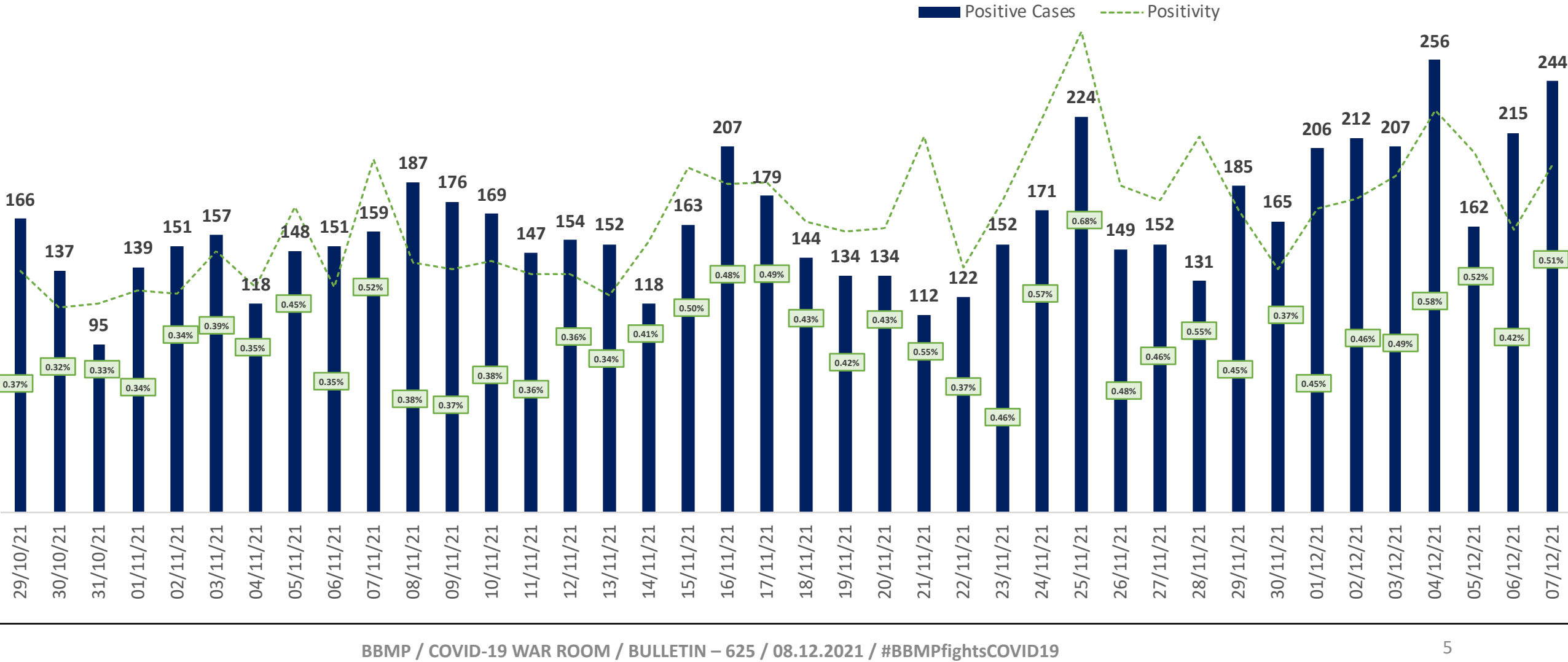


	13-10-2021 To 19-10-2021	20-10-2021 To 26-10-2021	27-10-2021 To 02-11-2021	03-11-2021 To 09-11-2021	10-11-2021 To 16-11-2021	17-11-2021 To 23-11-2021	24-11-2021 To 30-11-2021	01-12-2021 To 07-12-2021
<b>Total Positive Cases</b>	1,171	1,240	1,102	1,096	1,110	977	1,177	1,502
<b>Total Recovered Cases</b>	962	1,540	1,101	913	1,554	1,960	1,357	976
<b>Total Death Cases</b>	22	34	26	12	13	10	12	16
<b>Case Fatality Rate</b>	1.88%	2.74%	2.36%	1.09%	1.17%	1.02%	1.02%	1.07%
<b>Total Tests Conducted</b>	2,90,086	3,14,374	2,96,445	2,77,307	2,75,866	2,19,289	2,36,097	3,06,970
<b>Positivity Rate</b>	0.40%	0.39%	0.37%	0.40%	0.40%	0.45%	0.50%	0.49%



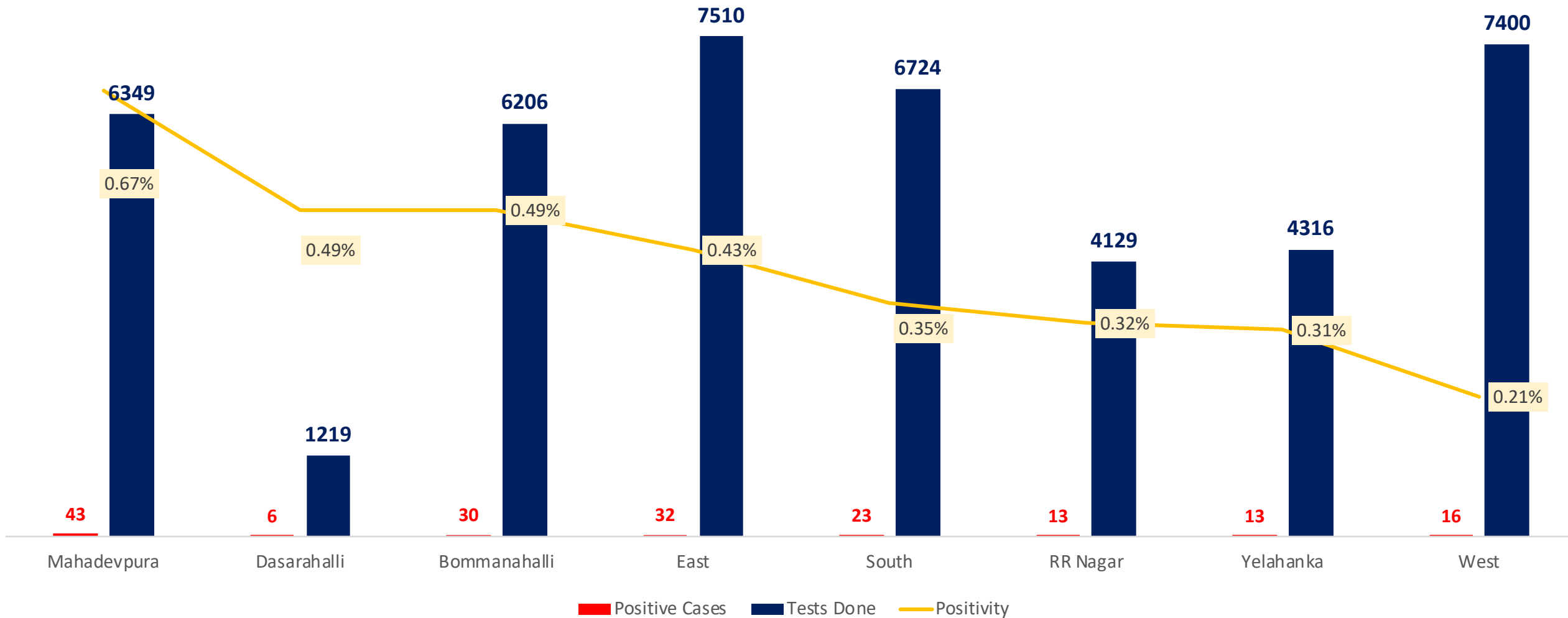


# POSITIVITY RATE OF BENGALURU – LAST 40 DAYS



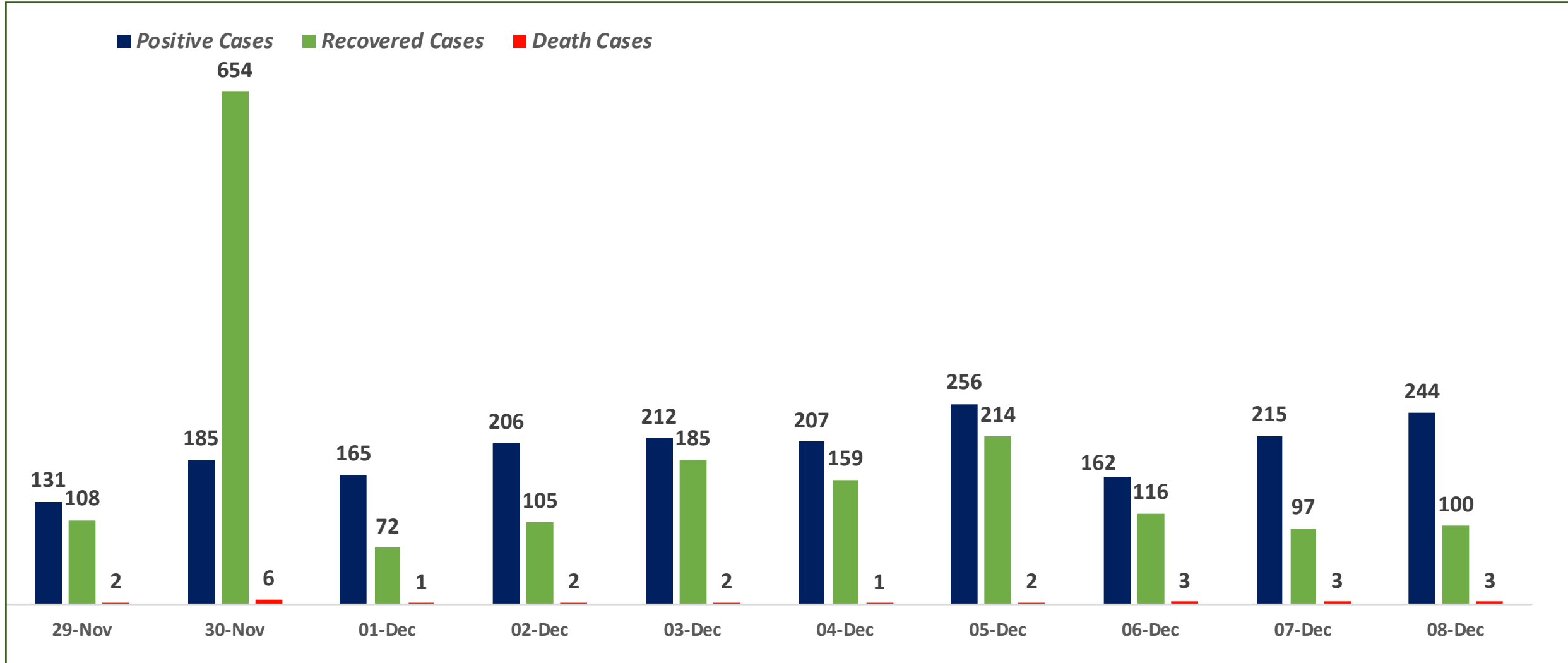


# ZONE WISE AVERAGE POSITIVITY TREND FOR LAST WEEK





# SNAPSHOT OF POSITIVE, RECOVERED AND DEATH CASES OVER LAST 10 DAYS ACROSS BBMP ZONES

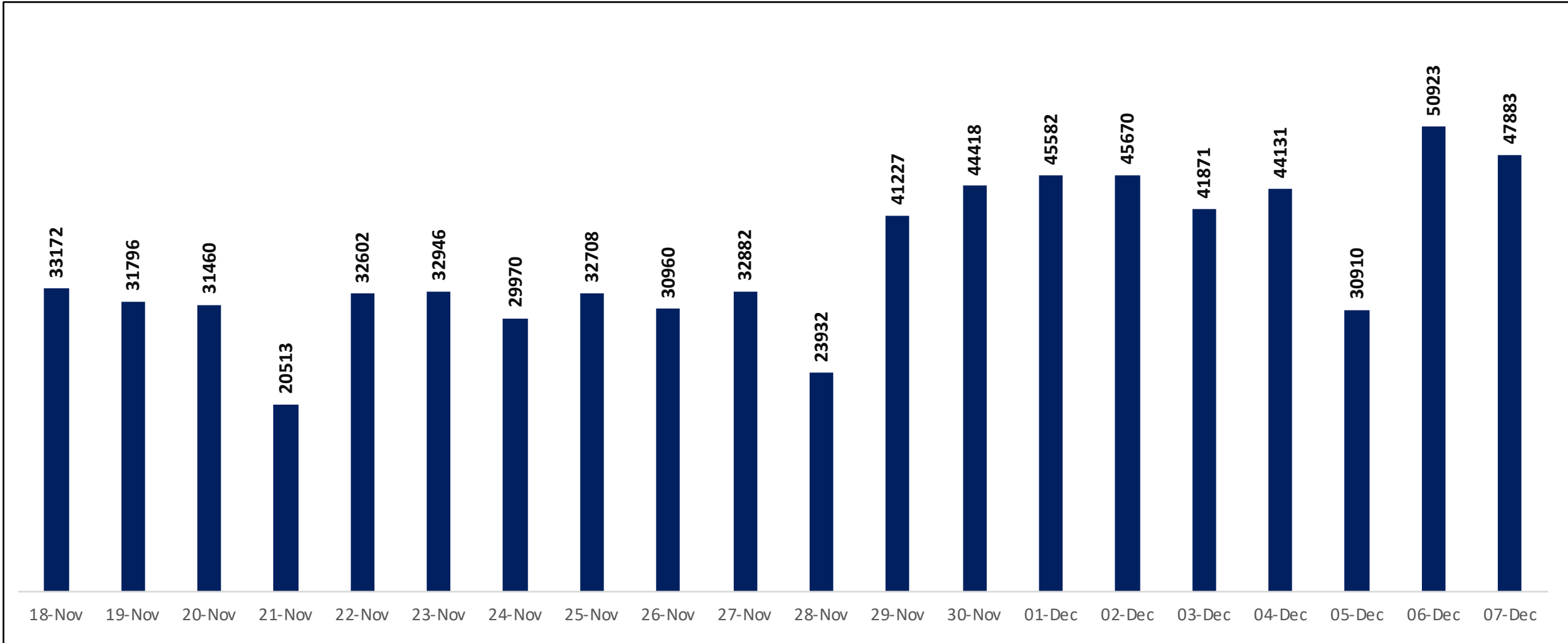




# TESTING TRENDS IN BENGALURU

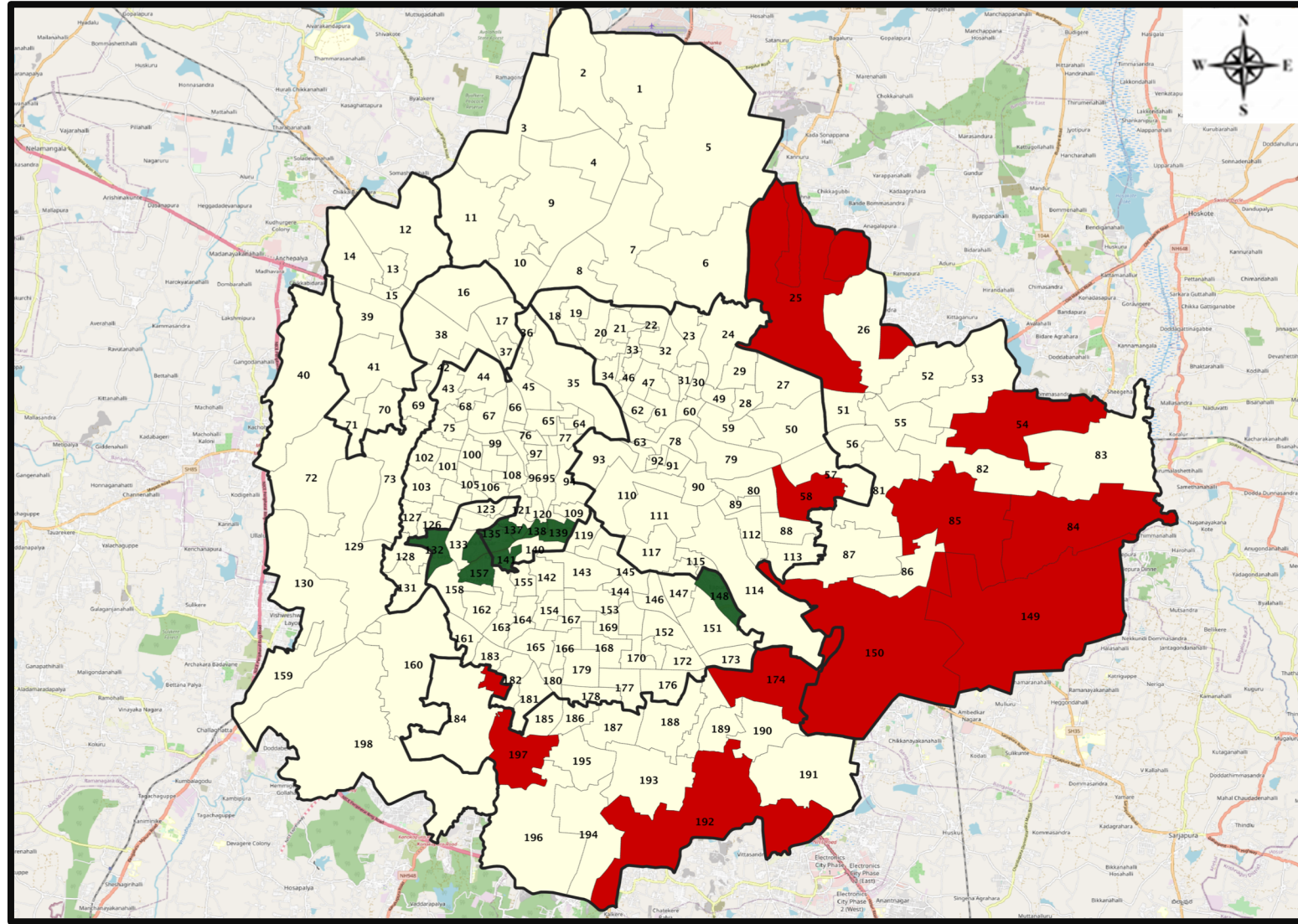


Total Test Conducted Till Date	Test Conducted Last 24 hours
2,29,39,495	47,883





# BENGALURU URBAN MAP SHOWING TREND OF POSITIVE CASES IN LAST 10 DAYS



## Top 10 wards reporting highest number of positive cases in last 10 days

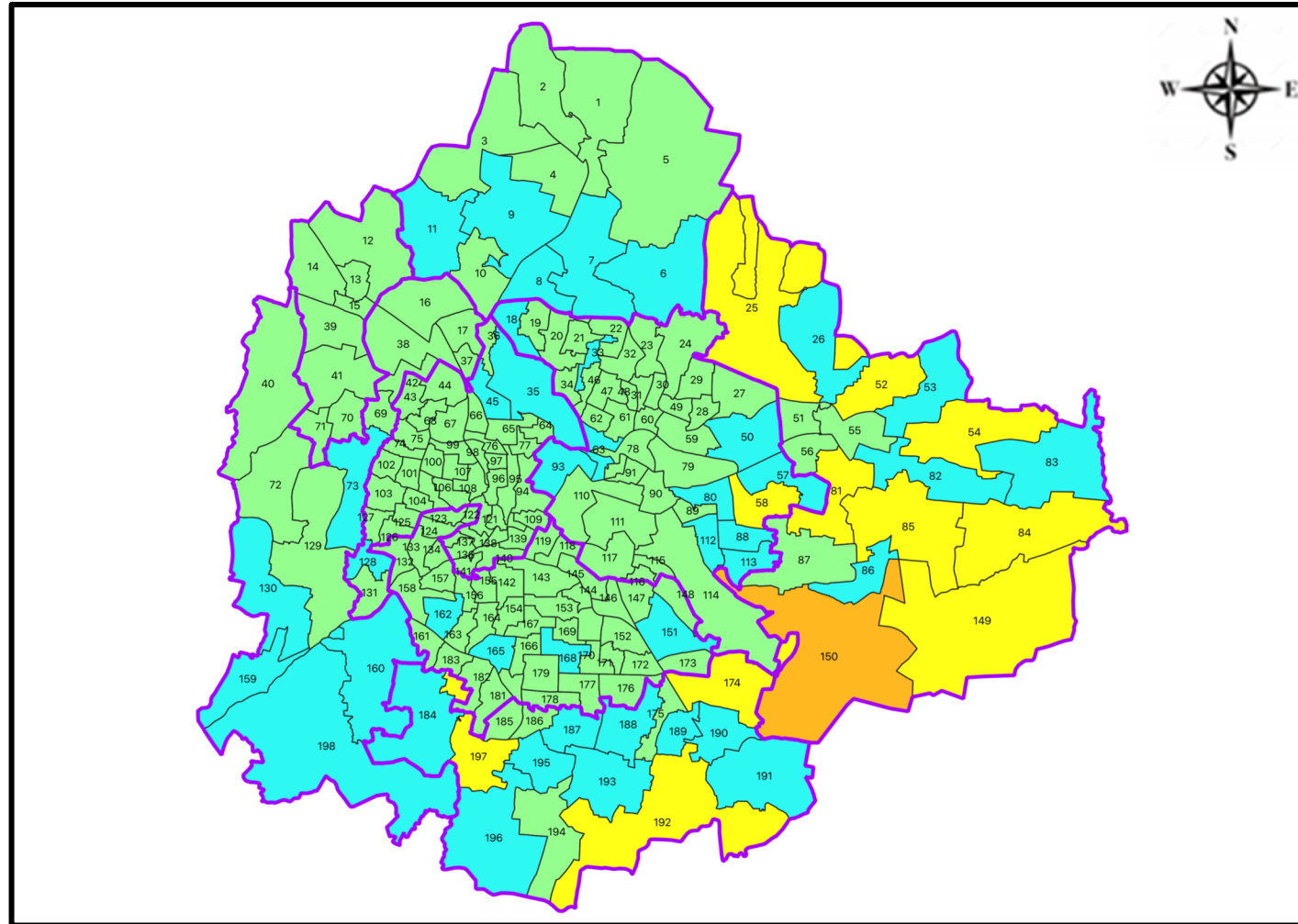
Ward No.	Ward Name	Daily Cases Average
150	Bellanduru	6
85	Dodda Nekkundi	5
192	Begur	4
84	Hagadur	4
174	HSR Layout	4
25	Horamavu	3
197	Vasanthpura	3
58	New Tippasandra	3
54	Hudi	3
149	Varthuru	3







## Top 10 wards reporting least number of positive cases in last 10 days

Ward No.	Ward Name	Daily Cases Average
157	Gali Anjaneya Temple	0
148	Ejipura	0
141	Azad Nagar	0
139	K R Market	0
138	Chalavadipalya	0
137	Rayapura	0
136	Jagajivanram Nagar	0
135	Padarayanapura	0
134	Bapuji Nagar	0
132	Attiguppe	0



# BENGALURU MAP SHOWING INTENSITY OF POSITIVE CASES IN LAST 10 DAYS



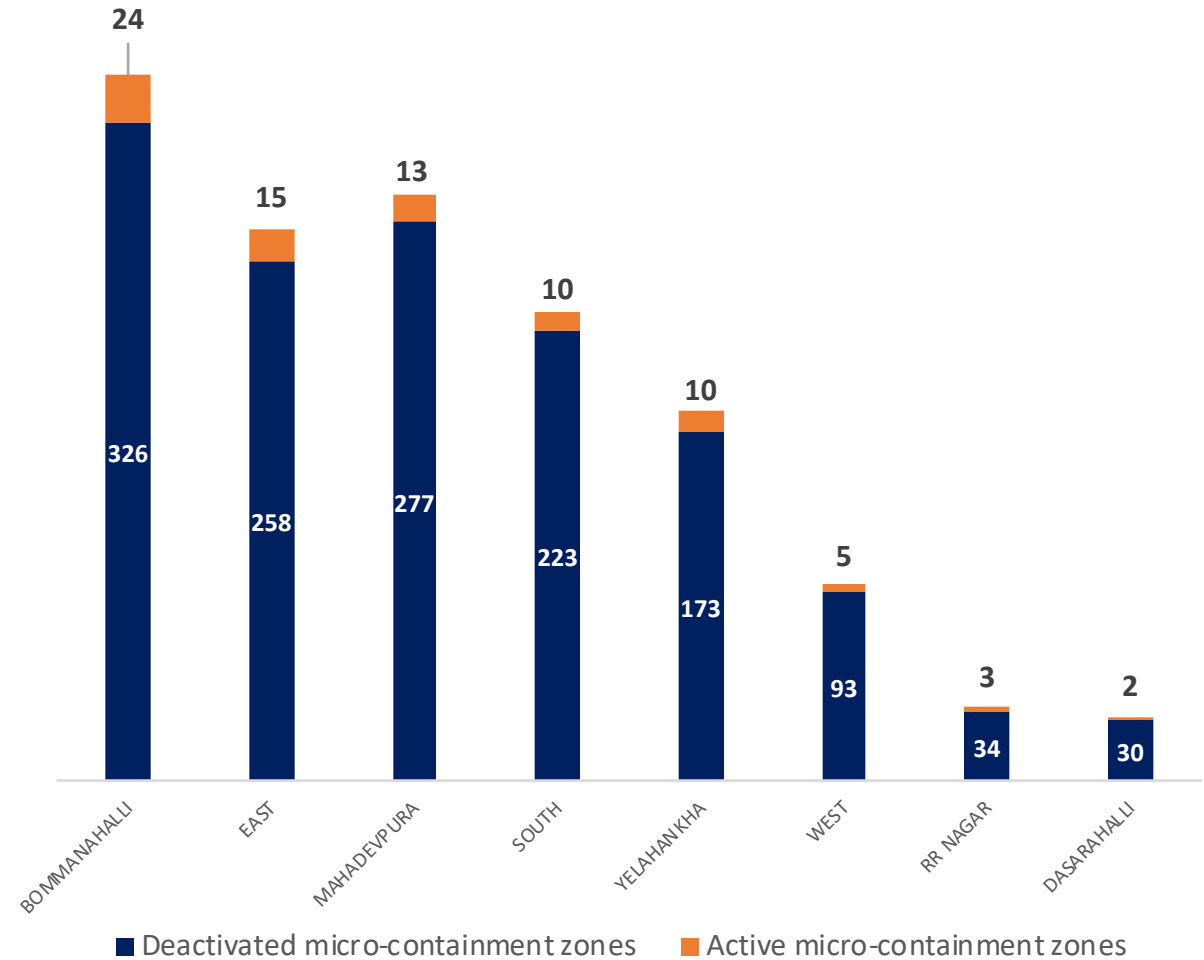
-  **Level 1 : 0 to 10 Cases**
-  **Level 2 : 10 to 25 Cases**
-  **Level 3 : 25 to 50 Cases**
-  **Level 4 : 50 to 100 Cases**
-  **Level 5 : Above 100 Cases**
-  **Zone Boundaries**



# CONTAINMENT ZONE DETAILS



ZONE	TOTAL DECLARED	TOTAL DEACTIVATED	TOTAL ACTIVE
BOMMANAHALLI	350	326	24
EAST	273	258	15
MAHADEVPURA	290	277	13
SOUTH	233	223	10
YELAHANKHA	183	173	10
WEST	98	93	5
RR NAGAR	37	34	3
DASARAHALLI	32	30	2
<b>TOTAL</b>	<b>1496</b>	<b>1414</b>	<b>82</b>







# COVID BED STATUS AS ON 08.12.2021



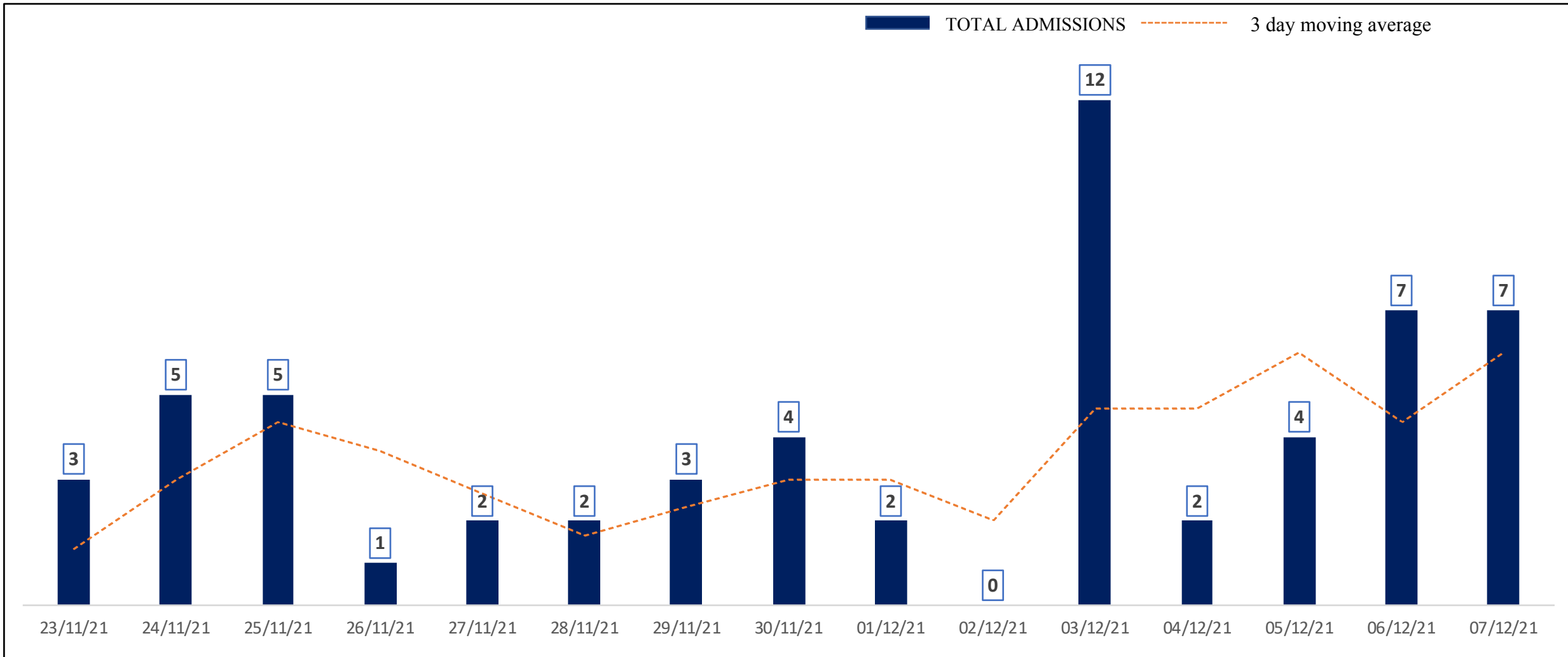
SR. NO.	Facility Type	No. of Hospital	Total Allocated Beds for C+ Patients					Occupied Beds for C+ Patients					Net Available Beds for C+ Patients				
			Gen Beds	HDU	ICU Beds	ICU-V	Total	Gen Beds	HDU	ICU Beds	ICU-V	Total	Gen Beds	HDU	ICU Beds	ICU-V	Total
1	Government Medical Colleges	4	20	621	53	76	770	1	16	5	2	24	19	605	48	74	746
2	Government Hospitals	16	664	210	65	127	1,066	1	7	1	1	10	663	203	64	126	1,056
3	Covid Care Centres	2	90					14					76				
<b>Total Beds</b>		<b>22</b>	<b>774</b>	<b>831</b>	<b>118</b>	<b>203</b>	<b>1,926</b>	<b>16</b>	<b>23</b>	<b>6</b>	<b>3</b>	<b>48</b>	<b>758</b>	<b>808</b>	<b>112</b>	<b>200</b>	<b>1,878</b>

\* Status as on 08.12.2021 – 7:00 PM





# HOSPITAL & CCC ADMISSIONS LAST 15 DAYS TREND



\* Only Government Quota Admissions through CHBMS considered

\* Only Fresh Admissions considered

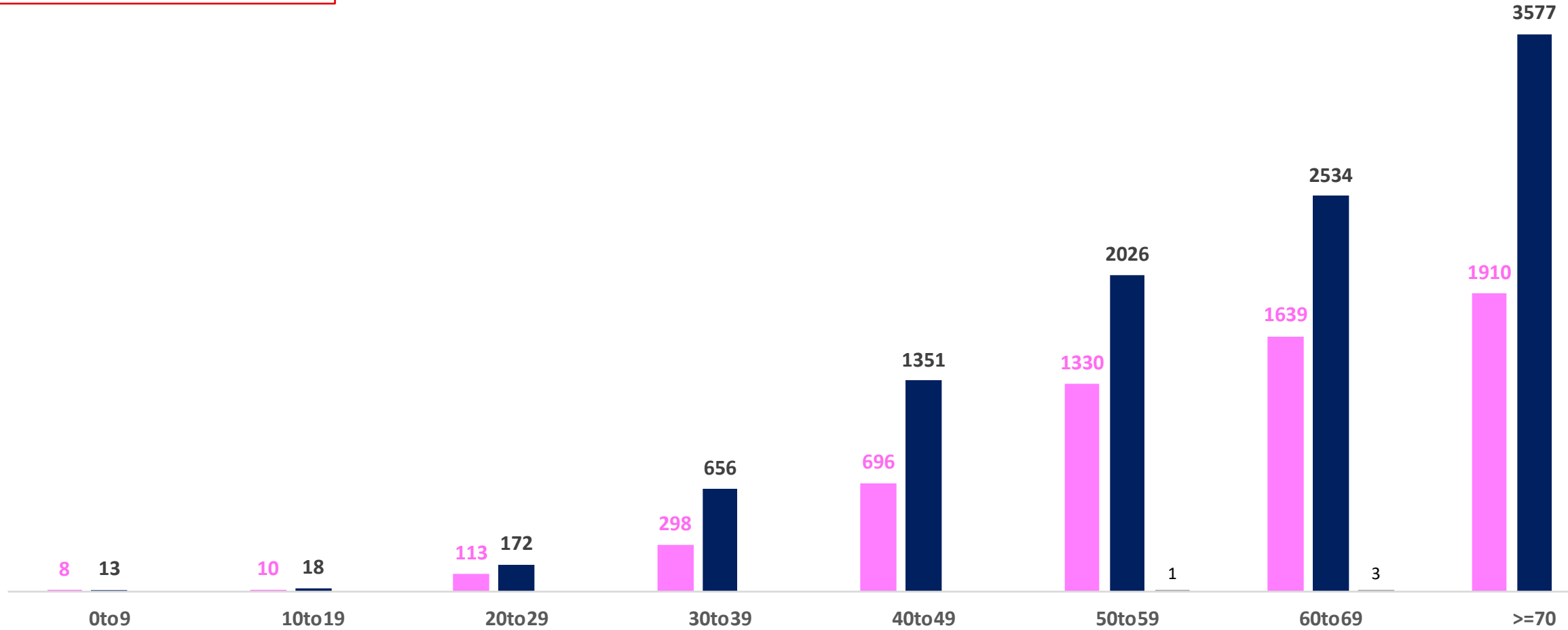


# AGE AND GENDER WISE DISTRIBUTION OF DEATH CASES



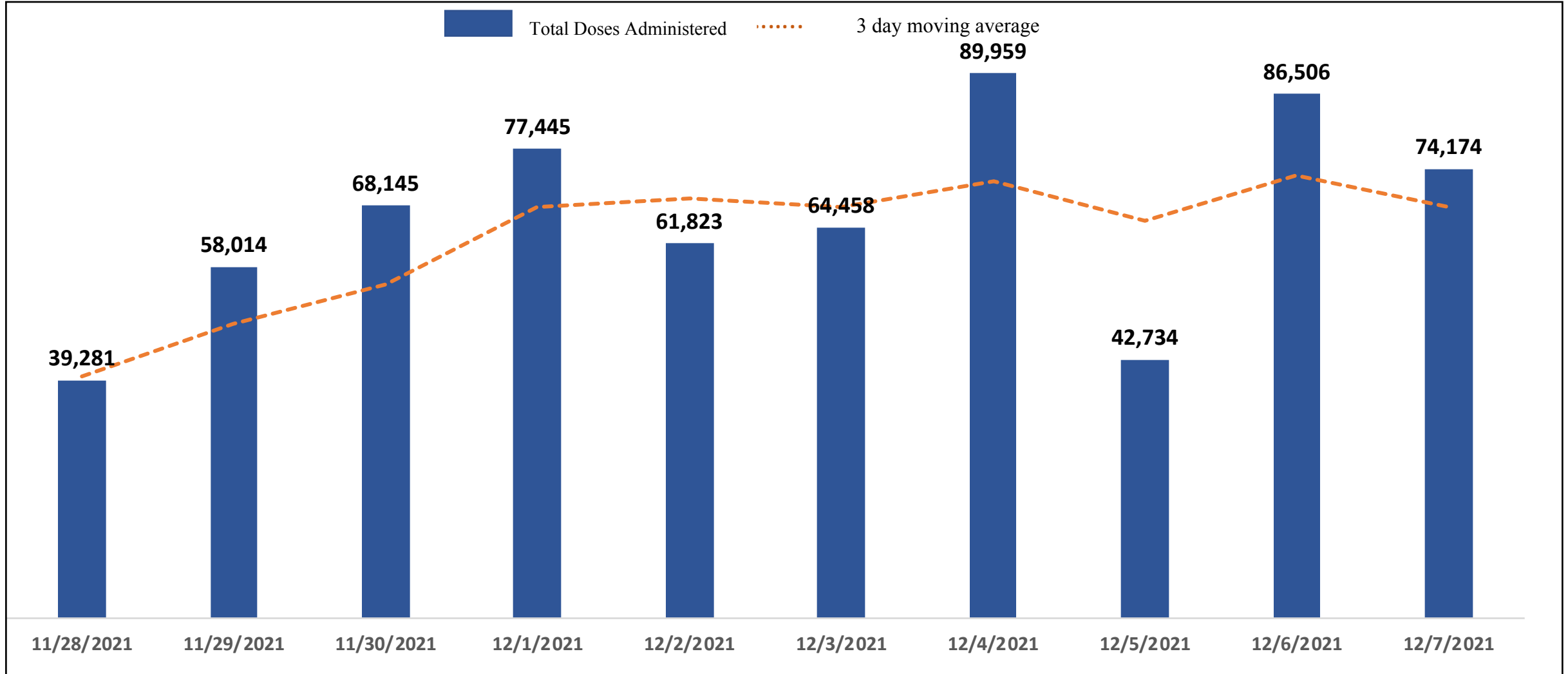
**Death Cases: 16,355**

Female Male Transgender





# TOTAL VACCINE DOSES ADMINISTERED IN LAST 10 DAYS

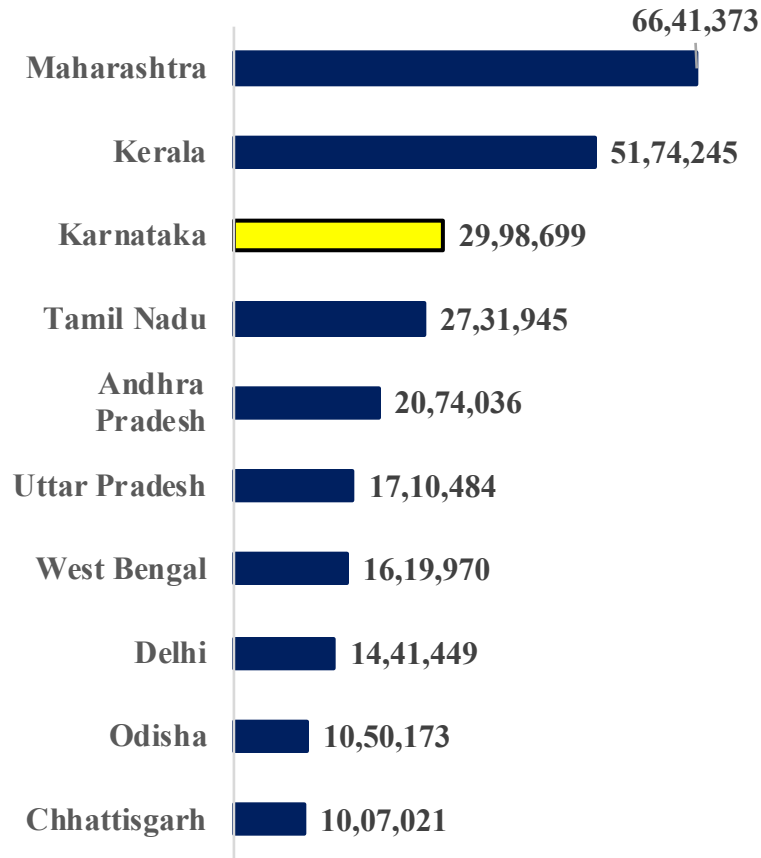




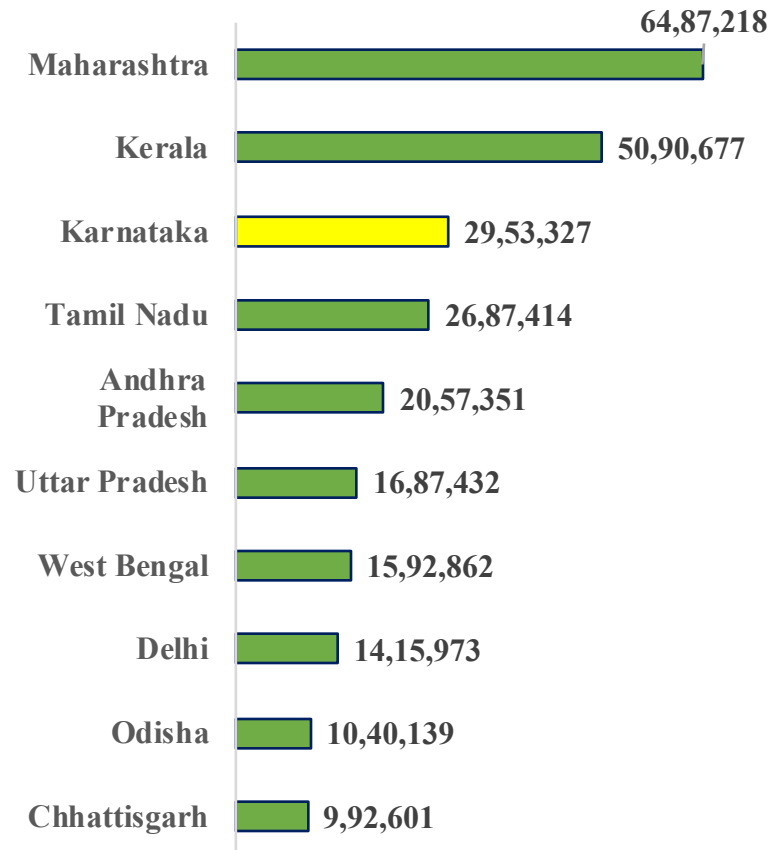
# TOP 10 COVID19 AFFECTED INDIAN STATES



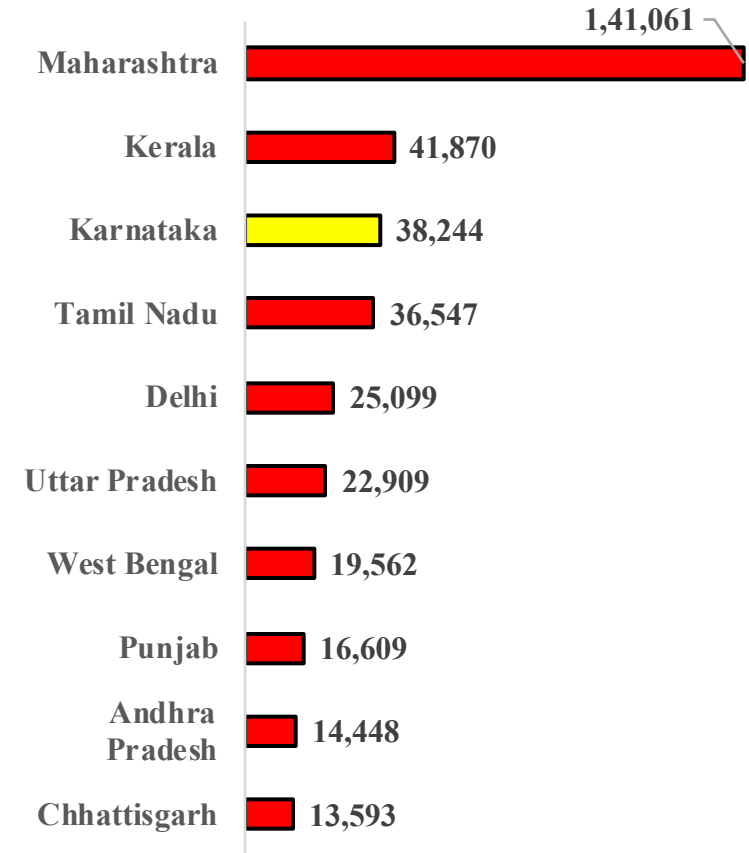
## Total Positive Cases



## Total Recovered Cases



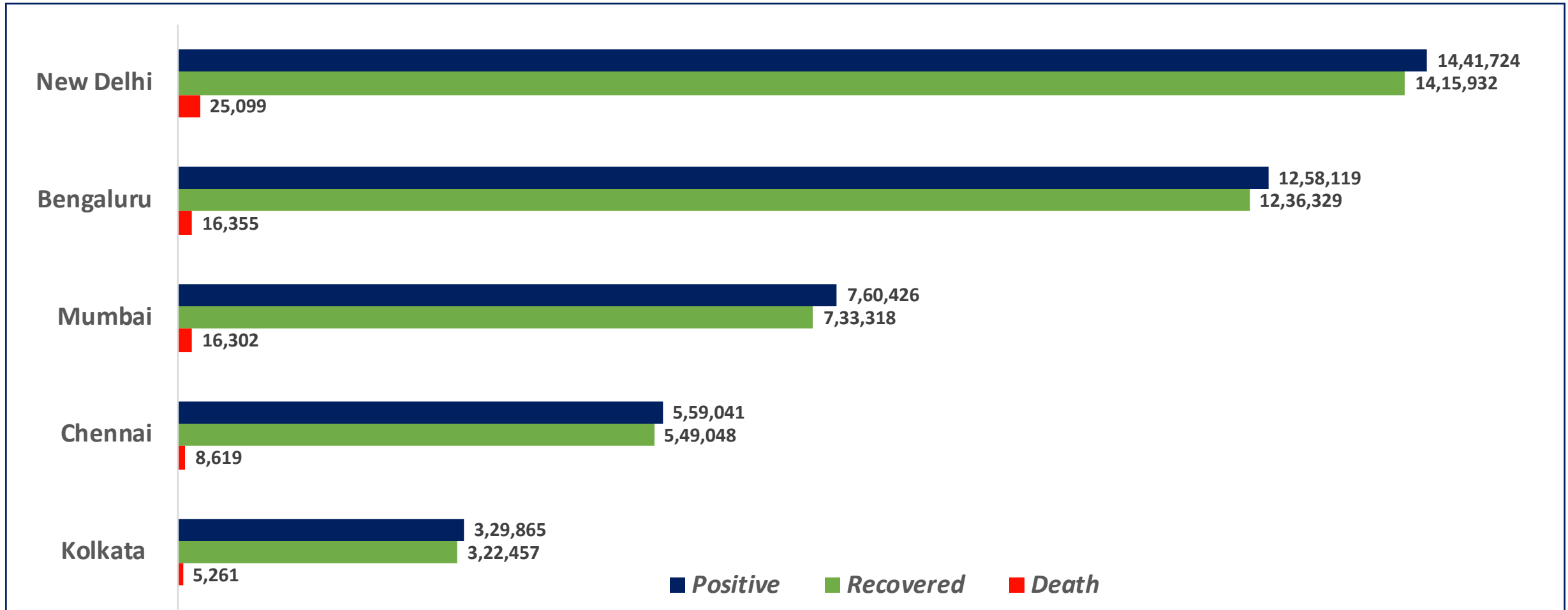
## Total Death Cases



Source : <https://www.covid19tracker.in/> / at 5:30 pm (08.12.2021)



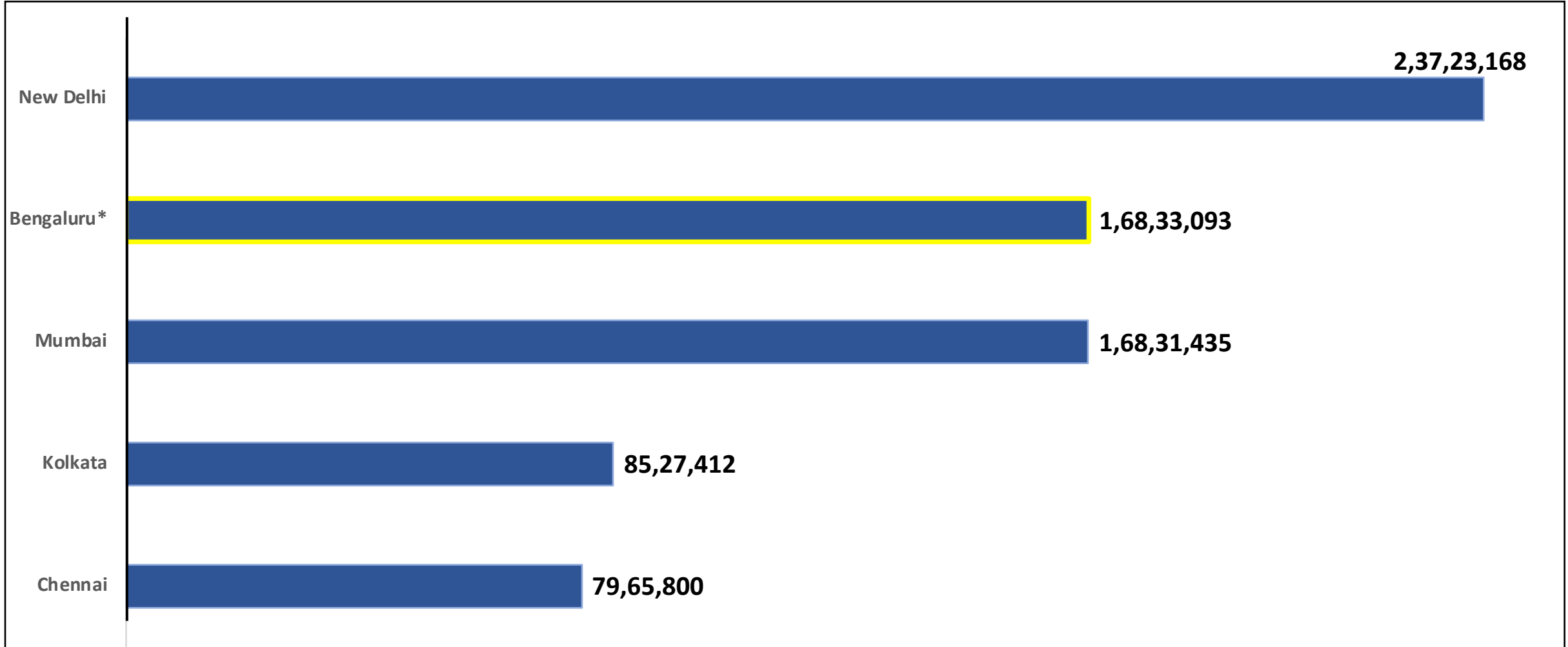
# BENGALURU AND OTHER METROPOLITAN CITIES



Source : <https://www.covid19tracker.in/> at 5:30 pm (08.12.2021)



# VACCINE DOSES ADMINISTERED IN BENGALURU AND OTHER METROPOLITIAN CITIES



Source : <https://dashboard.cowin.gov.in/> at 5:30 pm (08.12.2021)

\*includes BBMP & Bengaluru Urban



# SNAPSHOT OF COVID-19 CASES IN BENGALURU URBAN



**Total Wards With  
<=10 Cases\* :  
145**

**Tests Conducted  
On 07.12.2021:  
47,883**

**Recovery  
Rate:  
98.27%**

**Total  
Active Cases :  
5,435**

**Total Vaccinated on  
07.12.2021:  
74,174**

**Positivity  
Rate\* :  
0.49%**

**Active  
Rate:  
0.43%**

**Case  
Fatality Rate\* :  
1.07%**



\*Total positive cases In the past 10 days

\*CFR and positivity is for Past 7 days



ಬೃಹತ್ ಬೆಂಗಳೂರು ಮಹಾನಗರ ಪಾಲಿಕೆ  
Bruhat Bengaluru Mahanagara Palike




<b>Download BBMP Bulletin</b>	<a href="https://apps.bbmpgov.in/covid19/mediabulletin.php">https://apps.bbmpgov.in/covid19/mediabulletin.php</a>
<b>For BBMPCovid19 Bed Status:</b>	<a href="https://apps.bbmpgov.in/covid19/en/Bedstatus.php">https://apps.bbmpgov.in/covid19/en/Bedstatus.php</a>
<b>To register for vaccination :</b>	<a href="https://selfregistration.cowin.gov.in/">https://selfregistration.cowin.gov.in/</a>
<b>BBMP COVID19 Dashboard:</b>	<a href="https://apps.bbmpgov.in/covid19/">https://apps.bbmpgov.in/covid19/</a>
<b>Follow us on:</b>	 <a href="http://www.facebook.com/bbmp.comm1/">www.facebook.com/bbmp.comm1/</a>
	 <a href="https://twitter.com/BBMPCOMM">twitter.com/BBMPCOMM</a>

Issued by:

Honorable Chief Commissioner, BBMP  
Special Commissioner Health & IT, BBMP  
MD, Bengaluru Smart City Limited

**THANK YOU !**



**"PANCHA SUTRAS" TO PREVENT COVID-19**

For more details please call 24X7 Health Helpline 104 *Health For All, Health Everywhere*

